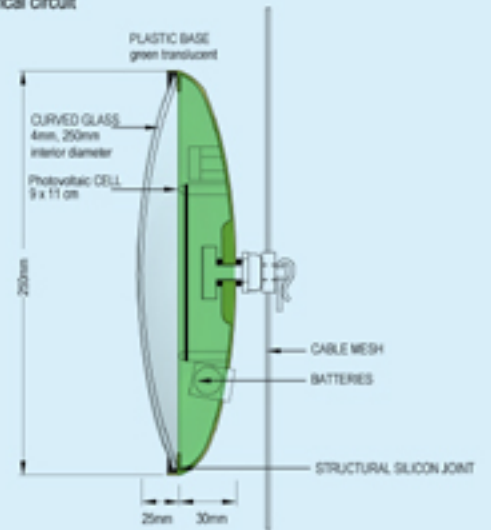




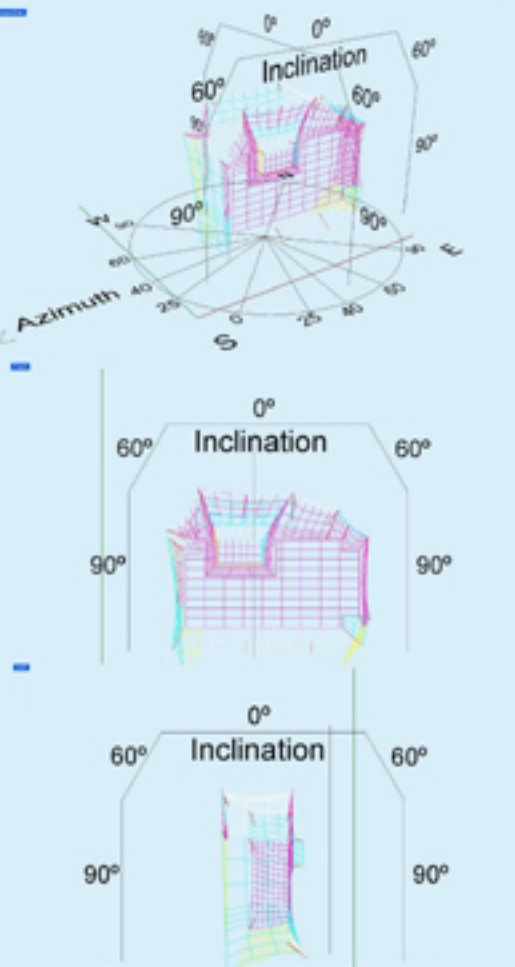

Electrical circuit



Detail prototype



Stereolithography prototype



ANALYSIS SKIN FIELDS DURING THE MONTH OF JUNE

Based on the solar study by TFM
Fields vary in azimuth and inclination

total consume (Wh)	Colours
1.068	R, G, B white
0.84	G, B cyan
0.684	R, B magenta
0.612	R, G yellow
0.456	B blue
0.384	G green
0.228	R red

	Azimuth	Inclination		
		0° (horizontal)	60°	90° (vertical)
EAST	90°	-	1.216	0.884
	60°	-	1.2408	0.8584
	40°	-	1.22	0.8074
	25°	-	1.18	0.7093
SOUTH	0°	1.6096	1.1416	0.6152
	25°	-	1.18	0.7093
	40°	-	1.22	0.8074
	60°	-	1.24	0.8584
WEST	90°	-	1.216	0.884

